



*Where solar innovations come to light!™*



[www.solarpathusa.com](http://www.solarpathusa.com)

*A green company* 

# *SolarPath Sun Solutions*

The challenge was to create *sustainable, grid-independent* fixtures, able to function across diverse landscapes, while dually answering today's advances in public lighting...

This required *precision focus & cutting-edge* engineering.






## The SolarPath LightDeco Series

The **LightDeco series** bridges the goal of maintaining elegance while implementing sustainable lighting practice. At heart of its enhanced performance lies an integration between three revolutionary green technologies.

Through the fusion of brilliant multi-color LED output, cutting-edge smart-energy capacitor storage, and renewable resource sun-driven photovoltaic panels, SolarPath has achieved a level of performance suited to the highest levels of architectural and construction grade design – all off-grid and powered by the sun.

Bright, soft, or mid-range color tones can be implemented in any variety of orientations. Whether the desired effect is a sparkling, eye-catching “Wow!” effect, or a delicately laid out and subtle “romantic” ambiance, the **LightDeco series** proves ideal in its versatility, and is harmonious in any implementation, whether Landscape, Streetscape, Facade, Public space, Commercial Development, or Residential design.

## SolaTile I – Public Art



## SolaTile II – Steps



- 🌿 Economic, long lasting and reliable.
- 🌿 Dry Energy Ultra-Capacitor Storage (Elimination of toxic battery acids).
- 🌿 15+ Year Capacitor Life Span
- 🌿 Maintenance Free
- 🌿 Grid Independent Lighting
- 🌿 Eliminate Wires/Switches/Conduits.
- 🌿 Low Voltage & Hermetically Sealed (IP68)
- 🌿 Multiple Colors and Design Variations
- 🌿 Multiple Sizes and Shapes
- 🌿 Customizable Image and Text Illumination



## *Ease of Installation*



Landscape and Façade lighting is considered a luxury, both in terms of time and cost. Specifies phase out lighting plans as the cost of implementation, and challenges of electrical design contribute to increased overhead.

The SolarPath LightDeco SolaTile series maintains the aesthetic of luxury, and eliminates the infrastructural complications, thereby expanding the option of lighting design into one of value-added.

Complete installation of landscape and façade lighting in one day.





## Environmentally Safe & Sustainable Design

The SolaTiles eliminate the negative effects and costs of older grid-tied lighting. Imagine installing lights without digging, trenching, wiring, switching, or relying on the grid.

- » Ultra-capacitor based – NO BATTERIES.
- » Eliminates the need for acid and chemically based storage.
- » Last approximately 10 times longer than conventional batteries, giving SolaTile an approximate lifespan of 10+ YEARS.
- » Fast charge, slow discharge = longer operation even in inclement weather.
- » Utilizes top of the line LEDs, designed for up to 100,000 hours of operation.
- » Advanced LED illumination designs.
- » Quick Plug-and-Play installation.

“Our LightDeco Series products have become very popular with installers, contractors and architects due to the simple plug-and-play installation which allows them to place the units in any conceivable location, including Vertical, Horizontal, and Submersible mounting. No wiring or public works approvals, no trenching, no code, and no mess!”

- Jeff Bauberger,  
Design and Implementation team

SolaTile I – Blue - Poolside




SolaTile II – Blue – Public Plaza





## *Architectural & Commercial Grade*

Our fixtures have weathered years of environmental impact with no effect on performance. They are vandal proof, can withstand thousands of pounds of compressive force, and will maintain their beautifying effect for years with zero maintenance or energy costs.







**SolaTile II** is the newest generation of SolarPath Sun Solutions' light emitting tiles. The design is an example of our value of listening and responding to the insights and wish-lists of lighting designers, architects, public artist, and other partners.

This member of the LightDeco series engages an open surface photovoltaic array laid in a recessed chamber. LED lights, driven by clean capacitor power, are placed at the corners of a full-face illuminating plate. When the plate is lit, the recessed solar array is hidden, and the entire surface of the SolaTile II becomes fully illuminated.


Branding enhancements through customization are unlimited. Through advanced laser etching, any design can be impressed upon the illuminating plate, allowing for the highlighting of emblems, logos, demarcations, symbols, pictures, and lettering on the unit surface.



## SolaTile I – Blue




## SolaTile II – Blue



**SolaTile I** is the first generation of SolarPath Sun Solutions' light emitting tiles.

This member of the LightDeco family engages a photovoltaic array laid in a perimeter-style orientation along the edges of the tile surface. The square enclosure centers on an opaque diffusive plane, through which colors are horizontally diffused. The effect is the creation of small square pools of light.

**SolaTile I** continues to exceed expectations many years after its initial development. Used in residential, public, commercial, and industrial design, the unit has weathered all environments faultlessly. As is it's predecessor, SolaTile II, it is an original, dependable, and unique addition to any lighting design.



*Simple, Efficient, Solid.*



The Rigel is the point-light of the LightDeco family. It is the simplest unit, and functions as an accent in any conceivable design.





## Rigel – The Point Light

**LightDeco Rigel** is the smallest member of the LightDeco pack. It is recommended for delicate lighting and elegant accentuation. In fine design, the Rigel creates precision points that can be oriented in both large scale façade and landscape layouts, and minimalist plans as well.

The Rigel is currently being used in applications as expected; from pathway, pool, and waterway accent lights, to artistic landscape designs and pedestrian guidance.

The Rigel enables the versatile ability to articulate the character of a space using the subtlety of placement and accent.

LightDeco Rigel - White



LightDeco Rigel




LightDeco Rigel - Red, Green, Orange, Blue



# Customization

The newest fixture of the LightDeco SolaTiles, SolaTile II, creates the option for full customization.

Whether for branding, decorative, or guidance purposes, the ability to customize the illuminated surface offers design originality, flexibility and variation options to you and your clients.






SolaTile II - Custom




SolaTile II – Custom



SolaTile II – Custom



SolaTile I – Boardwalk



Rigel – Entranceway



SolaTile I – Risers







## Environmentally Safe & Sustainable Design

- Polycarbonate casing - virtually unbreakable.
- Compressive strength of up to 900lbs sq/inch.
- Resistant to extreme weather conditions.
- Strong enough for cars and trucks to drive on.
- UV treated to prevent sun damage.
- Designed with anti-slip surface bumps.
- 100% waterproof and completely sealed; complies with the highest industry water resistance standard (IP68).
- Completely submersible.
- Manufactured under ISO9001 standards.

## SolaTile I – Amber – Wood Recessed



## SolaTile I – Amber - Submerged



## SolaTile II – White - Stair Mount



“Withstanding the elements was a real challenge we pride ourselves on overcoming. We weatherproof, prevent signs of material aging, and built the SolaTiles to undergo tremendous pressure...”

- Tom Hanley,  
Engineering



SolaTile II – Facade



SolaTile I – Poolside



SolaTile I – Public Art Column



SolaTile I – Wood Deck



SolaTile I – Private Patio



Rigel – Steps



- Plazas
- Pavers
- Landscapes
- Facades
- Patios
- Fountains
- Pool bottoms
- Walkways
- Boardwalks
- Stairways
- Bridges
- Building exteriors
- Pool decks
- Bike Paths
- Public Art
- Garden Lighting





- Plazas
- Pavers
- Landscapes
- Facades
- Patios
- Fountains
- Pool bottoms
- Walkways
- Boardwalks
- Stairways
- Bridges
- Building exteriors
- Pool decks
- Bike Paths
- Public Art
- Garden Lighting

SolaTile I – Public Art



SolaTile I – Facade



SolaTile I – Poolside



SolaTile I – Boardwalk



Rigel – Entranceway



SolaTile I – Risers







"My team's goal is to ensure that our customer is never left alone. From design stage to solution customization, from installation to post installation support, my duty is to make sure that our customers receive the absolute best consulting, product education and support to make their projects a success. Their success is our success."

- Kathy Gross,  
Service & Support

SolaTile II – Stadium



**Please contact us for:**

- Product Information
- Consultative Service
- Site Review and Planning
- Cost/Payback Analysis
- Technology Overviews
- Pricing Information
- Light-Metrics
- Marketing materials
- Distributor Information
- Comments and Suggestions

**SolarPath Sun Solutions**

123 Town Square Pl. #333

Jersey City, NJ 07303, USA

Phone: 1.888.333.SOLAR (7652)

International +1.201.490.4499

[Info@solarpathusa.com](mailto:Info@solarpathusa.com)

[www.SolarPathUSA.com](http://www.SolarPathUSA.com)

SolaTile I – River Front



SolaTile II – Performance Space



SolaTile I – Plaza

