



The SolarPath HighLight ALPHA™ is the premier LED solar illumination technology in its class today. Ultra-bright/High Intensity LED lighting means a total lighting solution for any need. Whether the goal is large area or mid-size to major roadway clarity, our intense and bright full-spectrum lighting the HighLight ALPHA™ brings solar lighting performance and sustainability to the next level.

### Key features:

- Compact "all in one DIY design" for easy and safe self-installation
- Ultra-bright homogeneous LED light distribution
- Strong, weather-proof housing design
- Vandal resistant
- Recommended installation height of 30ft (9m)

### Uses and Applications Guide

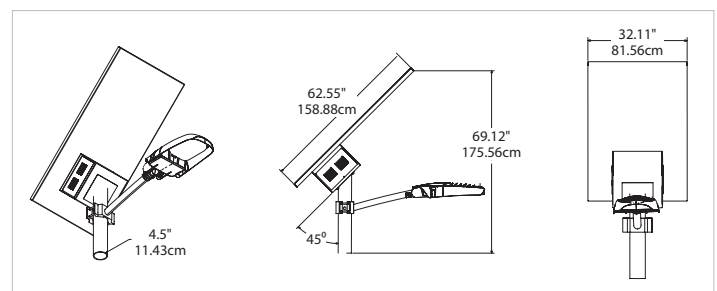
Mid-size roads	●
Streets lighting	●
Parking lots	●
Boardwalks	●
Farms	●
Public parks	●
Private gardens	●
Access roads	●
Walking paths	●
Bus stations	●



**Legal Clarification:** All technical information and/or products listings and/or technical support, and/or any kind of graphics, illustrations and/or instructions and/or the names, trade names, trademarks, trade symbols, service marks, logos, icons and trade dress of SolarPath Inc or in connection to SolarPath Inc or any of its selling products, contained herein is in the exclusive ownership of SolarPath Inc and may not be alternated and/or used in any manner including but not limited to copy of some or all of the said material by users and/or viewers or any third party for that matter of this document and the website to which it is linked without the express prior written permission of SolarPath Inc. Furthermore, redistribution or any kind of commercial use or alternation or any kind of use other than downloading presented information in some or all contents of downloadable documents, and/or downloadable contents, is strictly prohibited without express written prior permission. All information set out herein is subject to changes as may occur from time to time. SolarPath Inc is not responsible for, and cannot guarantee and shall not be held liable for any information or the accuracy of such in websites that it does not manage.

### Technical Specifications

Lighting and Operation	
Lighting Technology	Estrema LED Street Light Technology
Brightness	up to 6,500 lumens
Available distribution types	I, II, III
Standard operation features	<ul style="list-style-type: none"> <li>• Automatic day/night detection</li> <li>• Battery deep discharge and overcharge protection</li> <li>• False activation prevention logic</li> <li>• Computerized self-learning seasons change detection</li> <li>• Auto-adjusting battery charge algorithm according to ambient temperature sensing</li> </ul>
Operation time	up to 72 hours (per charge cycle, programming dependent)
Energy Collection and Storage	
Solar panel type	Mono Crystalline Silicon, 150-180W (Location Specific)
Battery type	Extreme temperature Deep Cycle AGM / Gel-Cell
Voltage / Current	12VDC
Materials	
Body	Stainless Steel and Aluminum
Dimensions (main body)	L 55.86" W 25.98" H23.62"/L 1410mm W 660mm H600mm
Dimensions (pole mount diameter)	Inner: 4.5" / 11.43cm
Unit weight	Net: 235 lbs / 106 kg
EPA	13
Optional Features	
ALPHA Control™ package	Allows full control of the system, alarms and event monitoring and statistical information transmission over long range, secure wireless connection.
ALPHA Secure™ package	Integrates a high resolution security camera in the fixture, transmitting scheduled or live feed over secured wireless connection to any location including smart phones, The AlphaSecure™ package also features motion detection alarming to a control center or mobile devices.
Integrated Motion sensor	Allows for flexible energy saving programming for location with low insolation levels and extreme weather conditions.







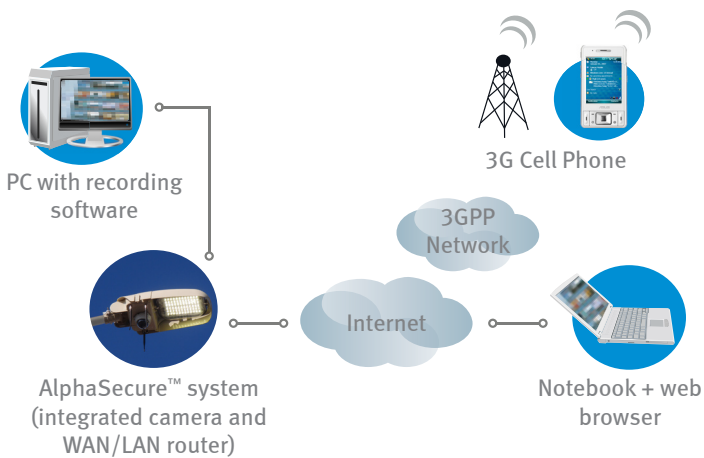
The SolarPath HighLight ALPHA Secure™ Package integrates full surveillance functionality with our Estrema and LED Mind system. The camera and lighting can be controlled over a wireless network, and creates enhanced security functionality in addition to cutting edge LED lighting performance.

### Operation characteristics:

- 24 hour surveillance by a fixed or Omni-directional high resolution color video camera
- Motion controlled brightness adjustment
- Motion detection triggered alarms, recording and transmission
- Live streaming to any internet accessible control center or Smartphone
- Optional local storage and pull-on-demand/scheduled push of recorded data



ALPHA Secure™ integrated light head



ALPHA Secure™ example control center view